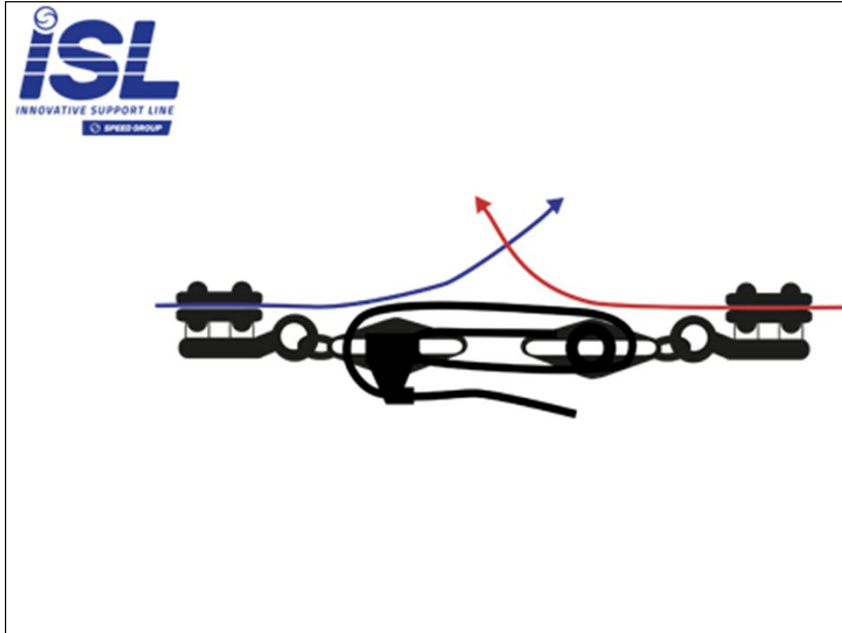



END TO END KNOT



Step 1/4

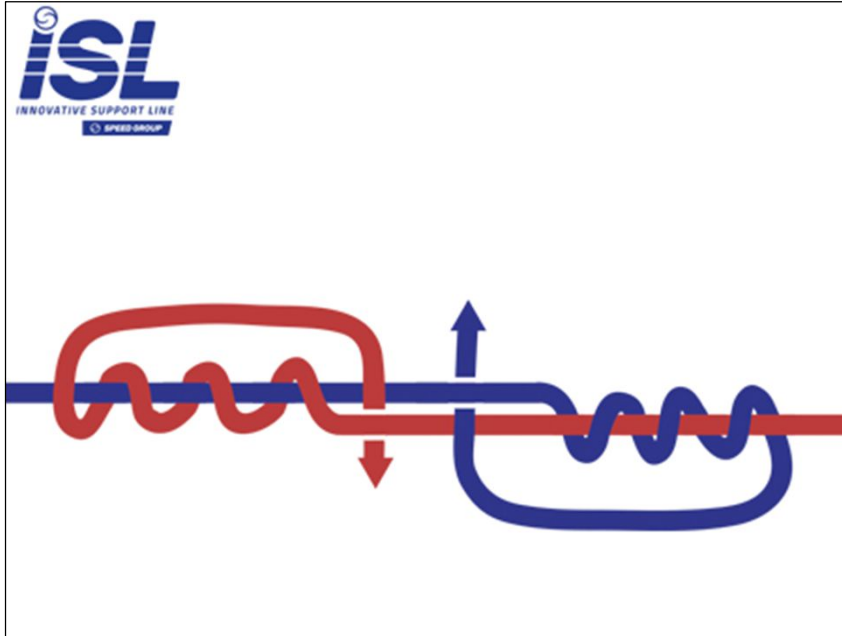
Fix the clips (cable pullers) onto the lines, and you can start to join the lines. Leave about 20 cm on both lines to make the knot.



Step 2/4

Make 3 loops with the first line around the second line, and leave about 20cm free on the second one to make the knot.

END TO END KNOT



Step 3/4

Repeat the process with the other one. Finish rolling the line in the center of the knot. Release the rope tensioner.



Step 4/4

Final aspect of an end to end knot.